

LUNAR CONCRETE MIRROR

800mm H x 500mm W - No Lighting



Dimensions* Height: 800mm
Width: 500mm
Depth: 64mm

Weight* 15kg

Frame Material Glass Fibre Reinforced Concrete

Frame Finish Satin - Low gloss

Mount Type Wall mounted with french cleats.
French cleats for both horizontal
and vertical mounting supplied. See
mounting guide for details.

Warranty 2 years

Lighting No Lighting (option with back
lighting also available)

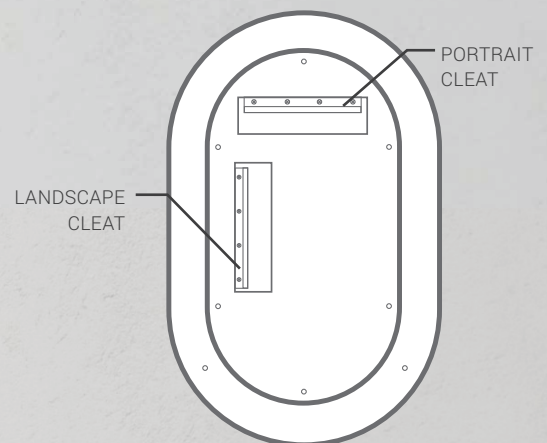
FRONT VIEW



SIDE VIEW



BACK VIEW



* The dimensions and weight are nominal measurements only. Due to the nature of concrete, there may be slight variation in colour, finish and weight. For more details on the characteristics of concrete, please refer to our Qualities of Concrete Guide.

LUNAR CONCRETE MIRROR

700mm H x 400mm W - LED Backlighting



Dimensions* Height: 700mm
Width: 400mm
Depth: 76mm

Weight* 11.5kg

Frame Material Glass Fibre Reinforced Concrete

Frame Finish Satin - Low gloss

Mount Type Wall mounted with french cleats supplied.
French cleats for both horizontal and vertical mounting supplied. See mounting guide for details.

Warranty 2 years

LEDs 10W, 24V, Rapid Neoflex, 4000k, IP67

Driver 20 W, 24VDC LED Dimmable Driver - IP20
AS/NZS 61347.1, AS/NZS 61347.2.13, AS/
NZS 60598.1, AS CISPR 15

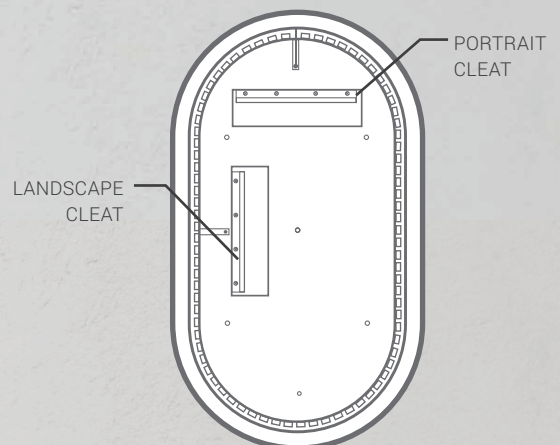
FRONT VIEW



SIDE VIEW



BACK VIEW



* The dimensions and weight are nominal measurements only. Due to the nature of concrete, there may be slight variation in colour, finish and weight. For more details on the characteristics of concrete, please refer to our Qualities of Concrete Guide.

LUNAR CONCRETE MIRROR

700mm H x 400mm W - LED Backlighting



Dimensions* Height: 700mm
Width: 400mm
Depth: 76mm

Weight* 11.5kg

Frame Material Glass Fibre Reinforced Concrete

Frame Finish Satin - Low gloss

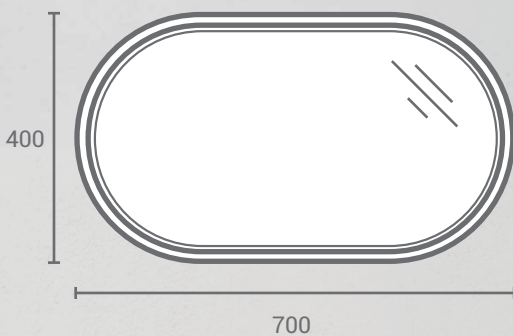
Mount Type Wall mounted with french cleats supplied.
French cleats for both horizontal and vertical mounting supplied. See mounting guide for details.

Warranty 2 years

LEDs 10W, 24V, Rapid Neoflex, 4000k, IP67

Driver 20 W, 24VDC LED Dimmable Driver - IP20
AS/NZS 61347.1, AS/NZS 61347.2.13, AS/
NZS 60598.1, AS CISPR 15

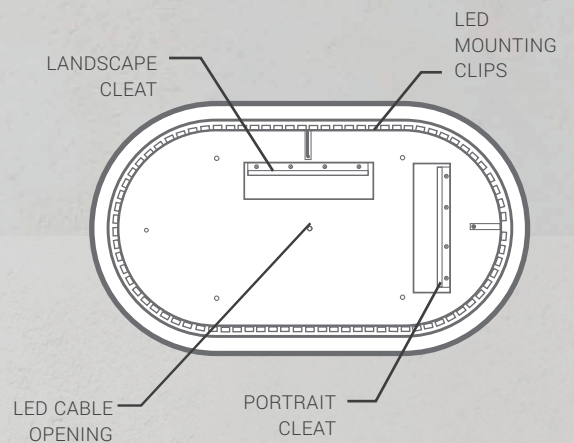
FRONT VIEW



SIDE VIEW



BACK VIEW



* The dimensions and weight are nominal measurements only. Due to the nature of concrete, there may be slight variation in colour, finish and weight. For more details on the characteristics of concrete, please refer to our Qualities of Concrete Guide.

LUNAR CONCRETE MIRROR

700mm H x 400mm W - No Lighting



Dimensions* Height: 700mm
Width: 400mm
Depth: 64mm

Weight* 11.5kg

Frame Material Glass Fibre Reinforced Concrete

Frame Finish Satin - Low gloss

Mount Type Wall mounted with french cleats supplied. French cleats for both horizontal and vertical mounting supplied. See mounting guide for details.

Warranty 2 years

Lighting No Lighting (option with back lighting also available)

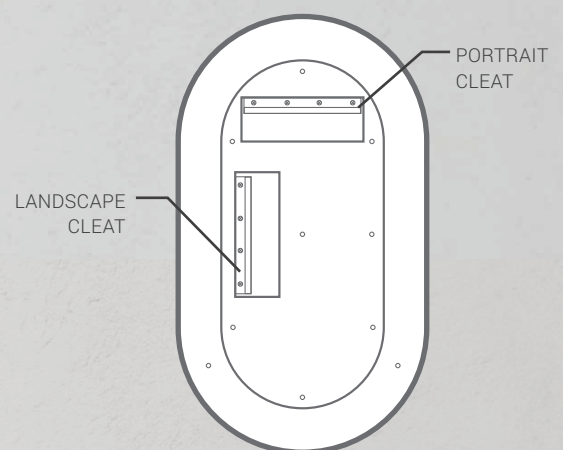
FRONT VIEW



SIDE VIEW



BACK VIEW



* The dimensions and weight are nominal measurements only. Due to the nature of concrete, there may be slight variation in colour, finish and weight. For more details on the characteristics of concrete, please refer to our Qualities of Concrete Guide.

LUNAR CONCRETE MIRROR

800mm H x 500mm W - LED Backlight



Dimensions* Height: 800mm
Width: 500mm
Depth: 76mm

Weight* 16kg

Frame Material Glass Fibre Reinforced Concrete

Frame Finish Satin - Low gloss

Mount Type Wall mounted with french cleats supplied.
French cleats for both horizontal and vertical mounting supplied. See mounting guide for details.

Warranty 2 years

LEDs 10W 24V, Rapid Neoflex, 4000k, IP67

Driver 30W, 24VDC LED Dimmable Driver - IP20
AS/NZS 61347.1, AS/NZS 61347.2.13, AS/
NZS 60598.1, AS CISPR 15

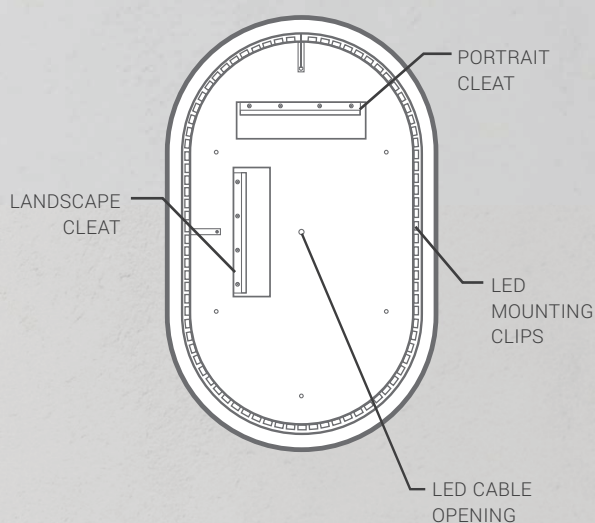
FRONT VIEW



SIDE VIEW



BACK VIEW



* The dimensions and weight are nominal measurements only. Due to the nature of concrete, there may be slight variation in colour, finish and weight. For more details on the characteristics of concrete, please refer to our Qualities of Concrete Guide.

LUNAR CONCRETE MIRROR

800mm H x 500mm W - LED Backlight



Dimensions* Height: 800mm
Width: 500mm
Depth: 76mm

Weight* 16kg

Frame Material Glass Fibre Reinforced Concrete

Frame Finish Satin - Low gloss

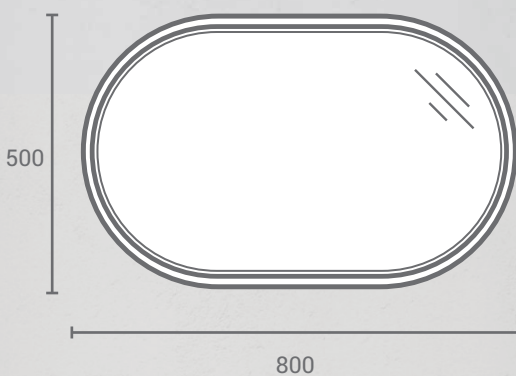
Mount Type Wall mounted with french cleats supplied.
French cleats for both horizontal and vertical mounting supplied. See mounting guide for details.

Warranty 2 years

LEDs 10W, 24V, Rapid Neoflex, 4000k, IP67

Driver 30 W, 24VDC LED Dimmable Driver - IP20
AS/NZS 61347.1, AS/NZS 61347.2.13, AS/
NZS 60598.1, AS CISPR 15

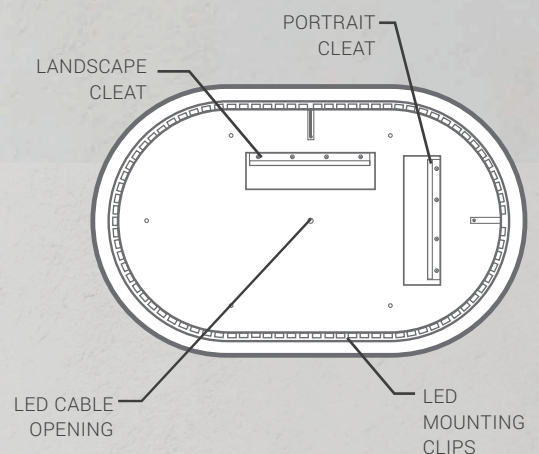
FRONT VIEW



SIDE VIEW



BACK VIEW



* The dimensions and weight are nominal measurements only. Due to the nature of concrete, there may be slight variation in colour, finish and weight. For more details on the characteristics of concrete, please refer to our Qualities of Concrete Guide.