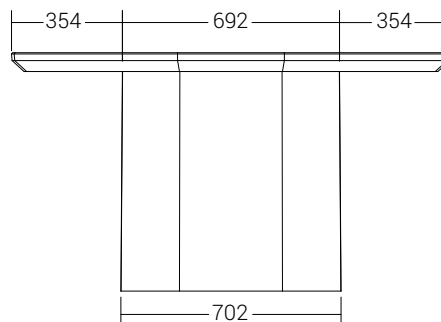
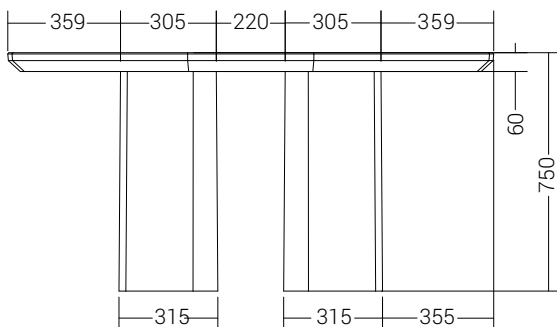
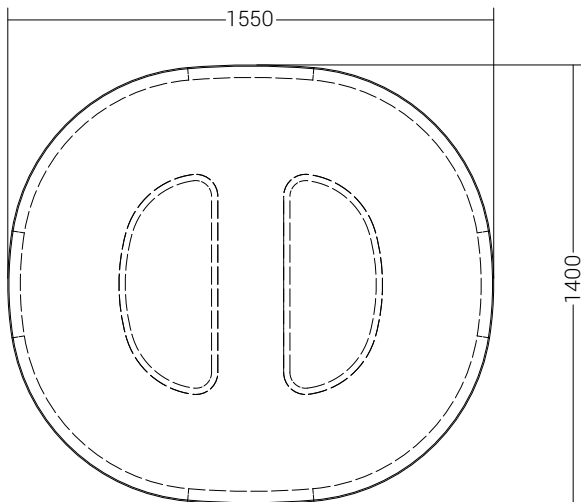


**PRODUCT INFORMATION**

WEIGHT*	Overall: 225
	Tabletop: 105
	Table leg: 60kg each
DIMENSIONS*	Length: 1550mm
	Width: 1400mm
	Height: 750mm
MATERIAL	Fibre Reinforced Concrete
FINISH	Satin - Low sheen
INSTALLATION	Follow the instructions in the Installation Guide



* All dimensions and weights are nominal. Due to the nature of concrete, there may be variation in dimensions, colour, finish and weight.