

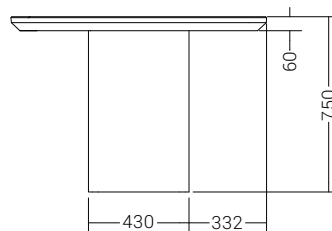
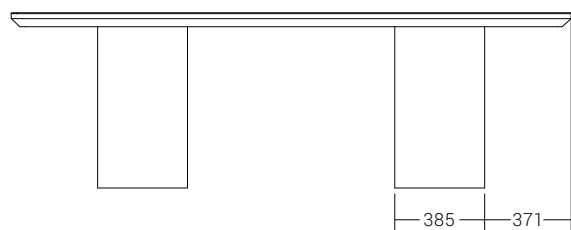
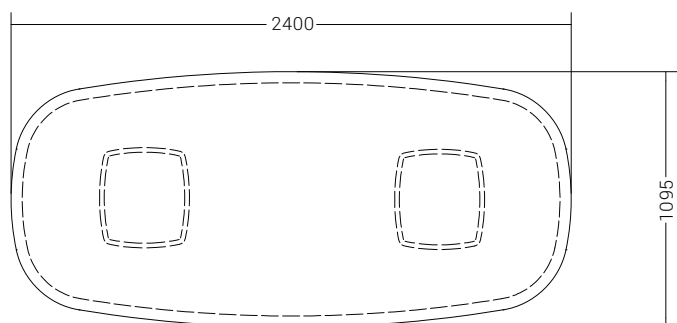
REN - 2.4m

CONCRETE DINING TABLE



PRODUCT INFORMATION

WEIGHT*	Overall: 280kg Tabletop: 120kg Table leg: 80kg each
DIMENSIONS*	Length: 2400mm Width: 1095mm Height: 750mm
MATERIAL	Fibre Reinforced Concrete
FINISH	Satin - Low sheen
INSTALLATION	Follow the instructions in the Installation Guide



* All dimensions and weights are nominal. Due to the nature of concrete, there may be variation in dimensions, colour, finish and weight.

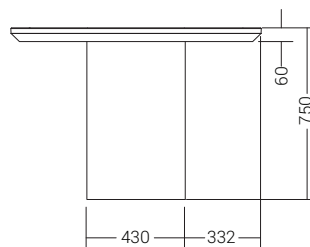
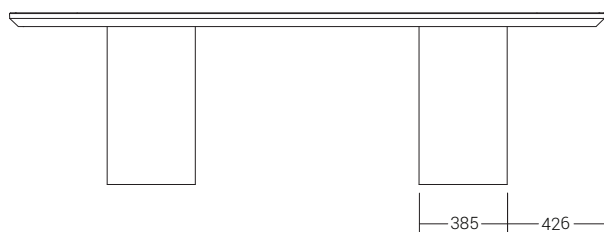
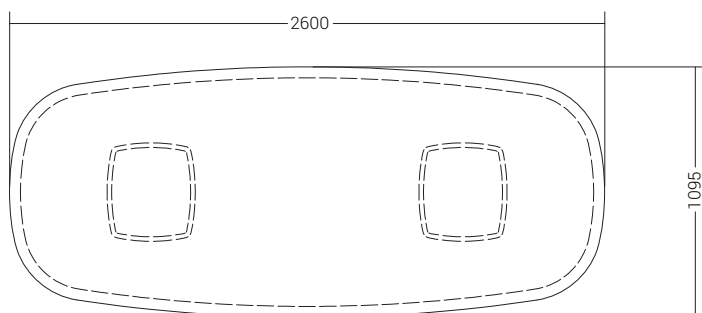
REN - 2.6m

CONCRETE DINING TABLE



PRODUCT INFORMATION

WEIGHT*	Overall: 325kg Tabletop: 165kg Table leg: 80kg each
DIMENSIONS*	Length: 2600mm Width: 1095mm Height: 750mm
MATERIAL	Fibre Reinforced Concrete
FINISH	Satin - Low sheen
INSTALLATION	Follow the instructions in the Installation Guide



* All dimensions and weights are nominal. Due to the nature of concrete, there may be variation in dimensions, colour, finish and weight.