




PRODUCT INFORMATION


COFFEE TABLE

WEIGHT*	Overall: 71kg Table Top: 46kg Table Base: 25kg
MOUNT TYPE	Free standing
DIMENSIONS*	Width: 1000mm Height: 350mm
MATERIAL	Fibre Reinforced Concrete
FINISH	Satin - Low sheen
INSTALLATION	Follow the instructions in the Installation Guide

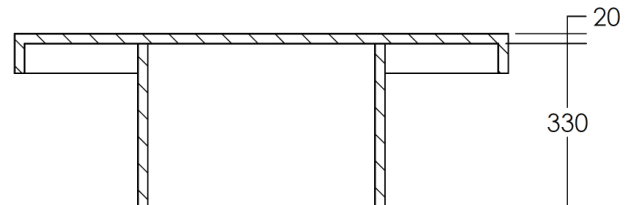
PLAN VIEW



SIDE VIEW



CROSS-SECTION VIEW



* All dimensions and weights are nominal. Due to the nature of concrete, there may be variation in dimensions, colour, finish and weight.