

SOL CONCRETE MIRROR

800mm Diameter - No Lighting



Dimensions* Diameter: 800mm
Depth: 64mm

Weight* 20kg

Frame Material Glass Fibre Reinforced Concrete

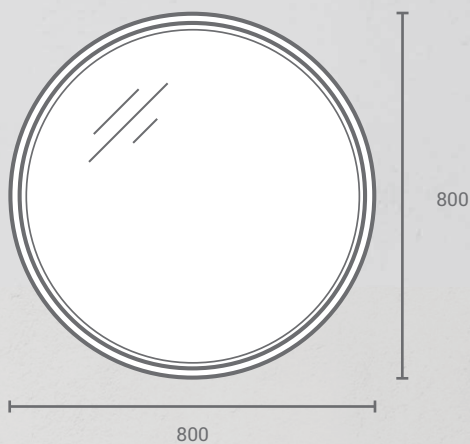
Frame Finish Satin - Low gloss

Mount Type Wall mounted with french cleat supplied. See mounting guide for details.

Warranty 2 years

Lighting No Lighting (option with LED backlighting also available)

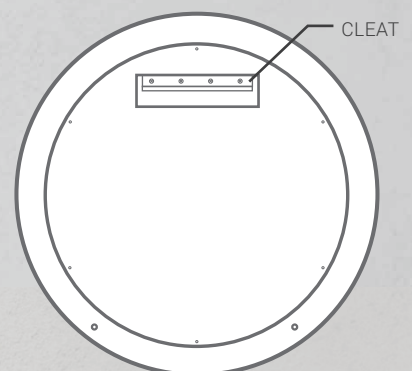
FRONT VIEW



SIDE VIEW



BACK VIEW



* The dimensions and weight are nominal measurements only. Due to the nature of concrete, there may be slight variation in colour, finish and weight. For more details on the characteristics of concrete, please refer to our Qualities of Concrete Guide.

SOL CONCRETE MIRROR

800mm Diameter - LED Backlight



Dimensions* Diameter: 800mm
Depth: 76mm

Weight* 21kg

Frame Material Glass Fibre Reinforced Concrete

Frame Finish Satin - Low gloss

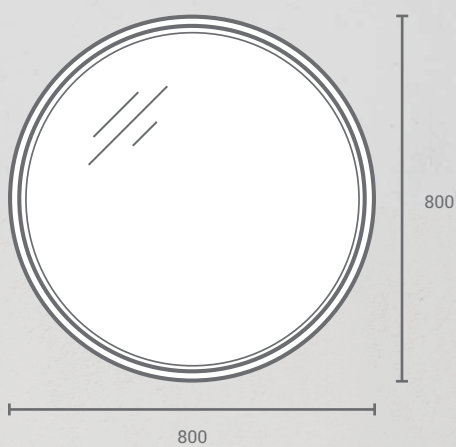
Mount Type Wall mounted with supplied french cleats.
See mounting guide for details.

Warranty 2 years

LEDs 10W, 24V, Rapid Neoflex, 4000k, IP67

Driver 30 W, 24VDC LED Dimmable Driver - IP20
AS/NZS 61347.1, AS/NZS 61347.2.13, AS/
NZS 60598.1, AS CISPR 15

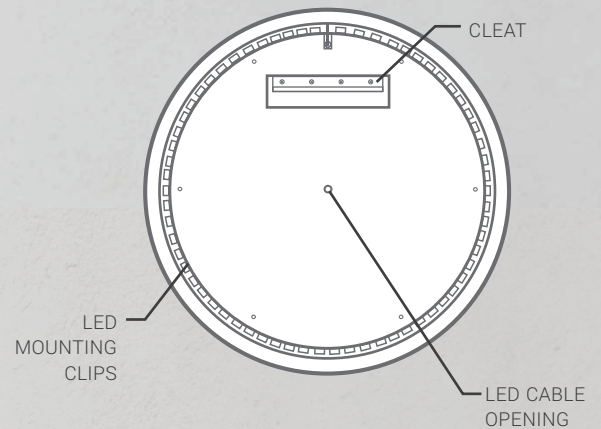
FRONT VIEW



SIDE VIEW



BACK VIEW



* The dimensions and weight are nominal measurements only. Due to the nature of concrete, there may be slight variation in colour, finish and weight. For more details on the characteristics of concrete, please refer to our Qualities of Concrete Guide.

blend. CONCRETE
DESIGN

SOL CONCRETE MIRROR

500mm Diameter - No Lighting



Dimensions* Diameter: 500mm
Depth: 64mm

Weight* 9.5kg

Frame Material Glass Fibre Reinforced Concrete

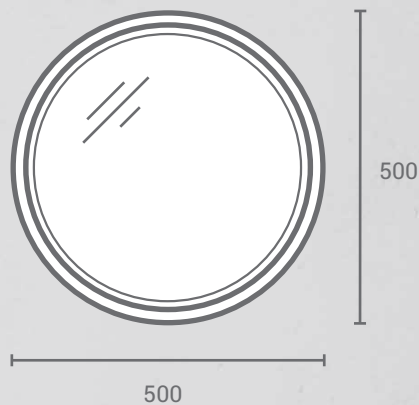
Frame Finish Satin - Low gloss

Mount Type Wall mounted with french cleat supplied. See mounting guide for details.

Warranty 2 years

Lighting No Lighting (option with LED backlighting also available)

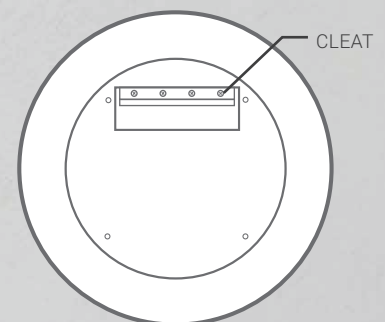
FRONT VIEW



SIDE VIEW



BACK VIEW



* The dimensions and weight are nominal measurements only. Due to the nature of concrete, there may be slight variation in colour, finish and weight. For more details on the characteristics of concrete, please refer to our Qualities of Concrete Guide.

SOL CONCRETE MIRROR

500mm Diameter - LED Backlight



Dimensions* Diameter: 500mm
Depth: 76mm

Weight* 10.5kg

Frame Material Glass Fibre Reinforced Concrete

Frame Finish Satin - Low gloss

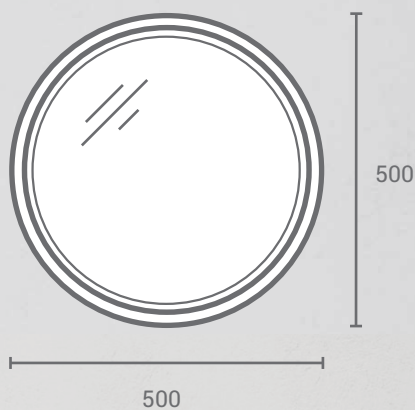
Mount Type Wall mounted with french cleat supplied. See mounting guide for details.

Warranty 2 years

LEDs 10W, 24V, Rapid Neoflex, 4000k, IP67

Driver 20W, 24VDC LED Dimmable Driver - IP20
AS/NZS 61347.1, AS/NZS 61347.2.13, AS/
NZS 60598.1, AS CISPR 15

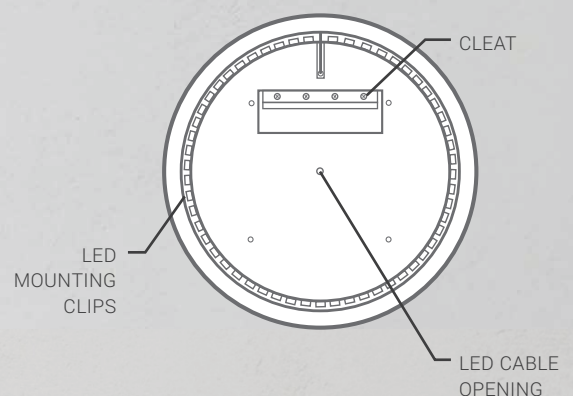
FRONT VIEW



SIDE VIEW



BACK VIEW



* The dimensions and weight are nominal measurements only. Due to the nature of concrete, there may be slight variation in colour, finish and weight. For more details on the characteristics of concrete, please refer to our Qualities of Concrete Guide.